

AAA_i

2022

40

1981

1969

2023

CPI

2.5%

4.0%

3.5%

3

2023

2023

GDP

2023

2023

1.

1969

2022

40

70% 2022

2.5%

1.72

		IRA		CHIPS		2022	
IP		4.8%		0.86			2022
		25.7			GDP	2.1%	AA _i + AAA _i
	2022	CPI	8.0%	1981			
3				7	425		
	3.6%	1969		AAA _i			2022
	2023				IIJA		
							2023
	GDP		2.2%	2.1%	4.9%		2023
			2.5%	2024	2011 à		2023
	2023	CPI		3.2%	CPI	8	4.0%
2024	CPI		4.0%	3.0%			2023

3.

	2022	GDP	76,343	AAA _i	
2022			77.9	0.6	
					2022
	63.5	3			

1.

			2022		
	2020	2.9	0.9	GDP	
	8	3.7%	AAA _i		
		2022	30.9	GDP	
121.3%	AAA _i		2022		
	26.8%				
2022		0.6	GDP	2.4%	
2023				2023	1 6
		4	5	20%	2023
	9,712		600%		
	2023			8.0%	2024 2025
				7%	
5					
	8	10	1		
			2023		123%

2024 2025 130% 2023
GDP 2.7% 2024
3.0% 1973 2022 2.0%

2.

110 9 1940 2008
2021 12
31.4 2023 1

CMBS 2022

CMBS

3 12

250

BTFP

BTFP

2023

1.

2.

3.

1

		2018		2022		
		2022	2021	2020	2019	2018
GDP		257,441.1	235,940.3	213,229.5	215,214.0	206,565.2
GDP		25.7	23.6	21.3	21.5	20.7
GDP %		2.1	5.9	-2.8	2.3	2.9
CPI %		8.0	4.7	1.3	1.8	2.4
%		3.6	5.4	8.1	3.7	3.9
GDP		76,343.2	70,159.8	63,577.3	65,077.3	62,787.8
GDP %		82.3	82.6	81.8	81.2	81.4
GDP %		22.5	21.8	21.4	21.0	20.8
GDP %		-4.8	-4.4	-3.2	-2.2	-2.2
GDP %		1.1	1.0	0.9	0.8	0.9
GDP %		18.0	17.9	17.5	18.3	18.6
GDP %		80.9	81.2	81.5	80.9	80.5
%		15.5	16.4	16.3	14.7	14.8
%		0.7	0.8	1.1	0.9	0.9
ROA %		1.3	1.4	0.9	1.6	1.7
ROE %		11.5	11.6	7.3	11.5	12.2
/GDP %		27.1	25.3	23.3	26.3	27.4
/GDP %		204.2	216.3	215.8	191.2	180.5
/GDP %		18.3	18.0	19.3	19.7	19.6
		82,879.0	73,200.7	64,897.1	64,618.3	62,070.2
/GDP %		32.5	31.4	30.8	30.2	30.2
		92,315.8	100,293.9	94,388.9	76,896.8	72,997.6
/GDP %		36.3	43.0	44.8	36.0	35.6
		-9,436.8	-27,093.2	-29,491.7	-12,278.6	-10,927.4
/GDP %		-3.7	-11.6	-14.0	-5.7	-5.3
		6,159.3	5,321.7	4,334.0	4,862.0	4,586.1
/GDP %		2.4	2.3	2.0	2.3	2.2
		308,879.2	294,740.8	281,147.6	232,510.5	220,602.3
/GDP %		121.3	126.4	133.5	108.7	107.4
		242,145.0	229,213.6	207,116.0	177,583.8	166,589.0
/GDP %		95.1	98.3	98.3	83.1	81.1
/		26.8	24.8	23.1	27.8	28.1
		30,184.6	25,670.2	21,601.5	25,462.8	25,424.6
		39,696.4	34,086.0	28,130.3	31,056.7	31,210.6
		-9,511.9	-8,415.8	-6,528.9	-5,593.9	-5,786.0
		44,246.4	38,192.3	32,852.5	38,422.4	37,940.0
		-9,715.9	-8,314.5	-5,971.5	-4,417.5	-4,398.5

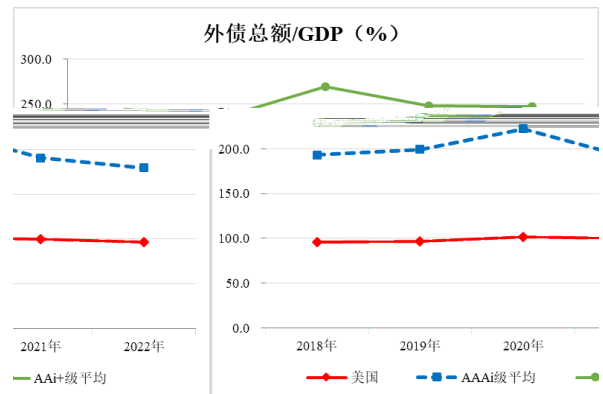
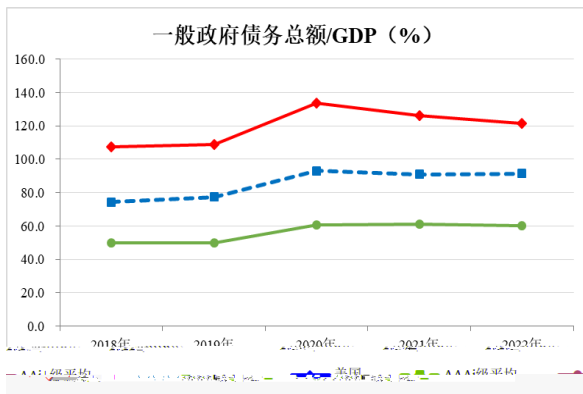
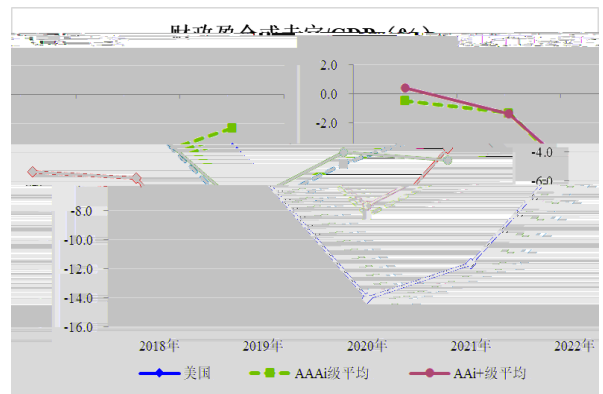
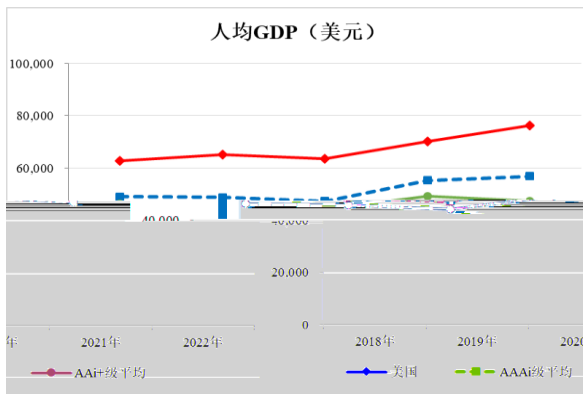
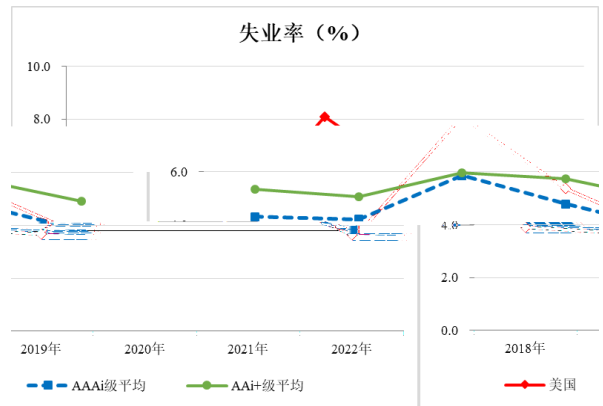
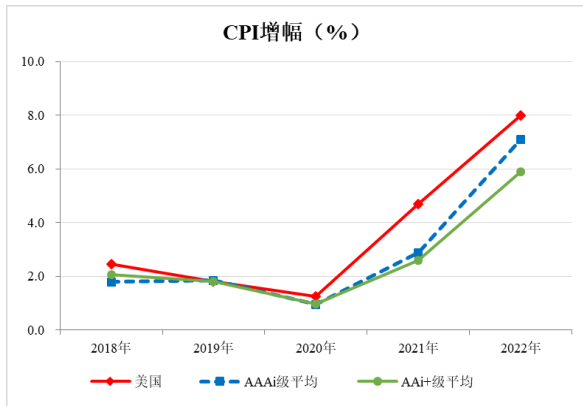
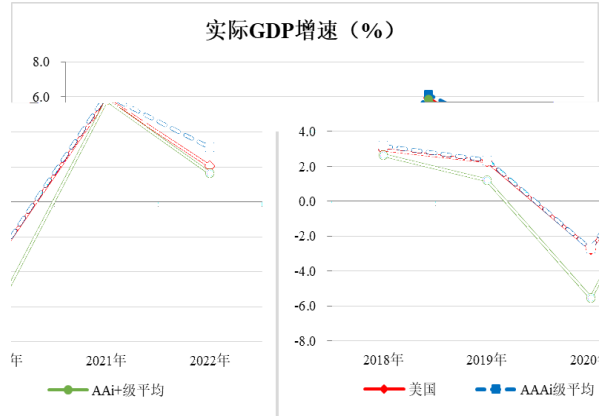

/GDP	%	-3.8	-3.5	-2.8	-2.1	-2.1
		-161,723.1	-187,831.6	-147,210.0	-116,664.4	-97,958.2
/GDP	%	-62.8	-79.6	-69.0	-54.2	-47.4
		246,400.6	233,137.4	214,174.9	206,006.7	196,694.2
/GDP	%	95.7	98.8	100.4	95.7	95.2
		82,943.1	78,879.0	69,878.3	68,266.0	65,843.7
/	%	33.7	33.8	32.6	33.1	33.5
/	%	18.0	16.4	15.3	18.7	19.3
/	%	53.3	48.4	47.0	56.3	57.6
		7,066.4	7,161.5	6,283.7	5,167.0	4,499.1
/	%	2.9	3.1	2.9	2.5	2.3
/	%	8.5	9.1	9.0	7.6	6.8

IMF

2 2023 2024

		2023	2023	2023	2023	2024
GDP	%	2.2	2.1	4.9	2.5	2.0
CPI	%	5.8	4.0	3.5	4.0	3.0
	%	3.5	3.6	3.7	3.5	4.0
GDP		80,126	80,781	-	80,400	83,000
/GDP	%	-10.1	-4.3	-4.4	-8.0	-7.5
/GDP	%	-	-	-	123.0	126.0
/GDP	%	-2.8	-3.2	-	-3.0	-2.8
/GDP	%	93.1	92.7	-	-	-

IMF



: IMF

1.

2.

3.

4.

5.